



A unique and  
attractive look  
for your roof



 **torreensemarseille**



With a double groove, the Torreense Marselha provides a particularly impervious covering, with a lesser number of tiles required per square metre.

From an aesthetic viewpoint, the extra planarity of the surface is especially appreciated.


The Marselha roofing is also a preference for restoration projects and Torreense presents several lines of surface finishing that harmoniously integrate the reconstructed cover with the surrounding landscape.

NORM/FUNCTIONAL DEMAND	SPECIFICATION				
<b>Physical and mechanical characteristics</b>					
 NP EN 538	<b>Flex resistance</b>	900 N	Exceeds	Exceeds	
 NP EN 539-1	<b>Coef. of impermeability</b> (Method 2 – Level 1)	Min. $\leq 0,85$ Average $\leq 0,80$	To standard	To standard	
 NP EN 539-2	<b>Resistance to frost</b> (C Method)	50 Cycles	Exceeds	Exceeds	
<b>Geometrical characteristics</b>					
 NP EN 1024	<b>Coef. of planarity (%)</b>	$\leq 1,5$	To standard	To standard	
	<b>Rectilinearity (%)</b>	$\leq 1,5$	To standard	To standard	
	<b>Dimensional stability</b>				
	Length (%)	$\pm 2$	To standard	To standard	
	Width (%)	$\pm 2$	To standard	To standard	
<b>SUMMARY OF TECHNICAL SPECIFICATIONS</b>					
Weight <sup>(1)</sup>		3,600 Kg	3,600 Kg		
Lath spacing <sup>(1)</sup>		38,5 cm	38,5 cm		
Length (%)		46,5 cm	46,5 cm		
Width <sup>(1)</sup>		26,5 cm	26,5 cm		
Units per m <sup>2</sup>		10,5	10,5		
Units per mini-parcel <sup>(2)</sup>		6	6		
Units per pallet <sup>(2)</sup>		300	300		
Weight per pallet		1.100 Kg	1.100 Kg		

(1) Average value. Due to the intrinsic characteristics of ceramic materials, slight variations of the average values may occur; on-site testing is advised.

(2) Amounts for standard parcels

**OBSERVATION:** values presented applicable only to tiles of natural colour; these can be changed without prior notice. For more information, please contact our Sales Department.



**01. LESS WEIGHT AND GREATER SURFACE COVERING PER SQUARE METER**

With just 10.5 tiles per square metre, a lighter covering at lower cost is achieved. This characteristic is especially relevant in coverings with a large surface area.

**02. AESTHETIC EFFECT OF THE COVERING**

Greater planarity of the roof surface.



**03. HIGH LEVEL OF RESISTANCE**

Greater resistance to transportation, fitting and walking on the roofing than any other product on the market.



**04. DOUBLE GROOVING** (lengthways and transversally)


High degree of proof against water, air/ wind and suspended materials generally.



**05. LARGE RANGE OF ACCESSORIES**


High degree of functional complementarity and aesthetic harmony between pieces (tiles and roofing accessories), with a special note for the introduction of a new ventilation tile: simple application with groves with no need to use other application materials.





**06. EXCLUSIVELY SELECTED TYPE OF CLAY**

Unique natural tonality and uniformity of the surface finishing (minimum fixation/adherence of the materials in suspension).



**07. PRODUCTS WITHOUT AND WITH WATER REPELLENT**

Availability of the product with or without water repellent. Despite the initial appearance of the water repellent product, Torreense suggests the use of non water repellent products since these have a better long-term performance, especially in terms of resistance to ice and marine salts.



**08. INCREASED EASE IN THE TRANSPORT AND APPLICATION**

Products (tile and tile accessories) prepared on the pallet in mini packs, reducing breakage in the transport and facilitating handling.

**09. VERSATILITY IN THE FITTING**

The Torreense Marselha tile provides two joining possibilities; aligned and cut. Apart from the different aesthetic effects they provide, the option for an aligned fitting is easier, more economical and safe since it does not require tile cutting.



A unique and attractive look for your roof


Authentic experience in roof tile manufacturing since 1928 has produced the finest collection of portuguese roof tiles.

High quality clays and modern technology have combined with the expertise and creative visions of generations of professionals to produce innovative and architecturally sound products.

Our products create a unique and attractive look for a roof. Let us share with you the rich beauty and durability of our natural products.



[www.ceramicatorreense.pt](http://www.ceramicatorreense.pt)



A unique and  
attractive look  
for your roof



CERÂMICA TORREENSE DE MIGUEL PEREIRA SUCRS., LDA

Rua da Fábrica nº 1 | 2565-601 Outeiro da Cabeça | Torres Vedras | Portugal

Tel: +351 261 921 102 | Fax: +351 261 921 469 | e-mail: [geral@ceramicatorreense.pt](mailto:geral@ceramicatorreense.pt) | [www.ceramicatorreense.pt](http://www.ceramicatorreense.pt)