

A unique and
attractive look
for your roof



TORREENSE
— CERÂMICAS —



First the roof, then the tile.

Each roof has its own personality and we want to help you find the profile you are looking for. There are traditional roofs that provide simplicity, roofs which are robust and ribbed, others with a certain transparent lightness similar to its smoothness, and others still that are elegant and new.


Set your eyes on: this youthful natural red roof, or that fresh and delicate white roof or even still the serenity of that brown roof.

You will see there is nobility and dignity in aged roofs and simplicity and charm in rustic roofs.

Choose your roof. Leave the roof tiles to us!



Natural Red







A unique and
attractive look
for your roof



White



Brown





A | Rústica



A | Rural



A | Litoral



A | Costa Brava



B | Envelhecida



B | Planalto



C | Vicentina



C | Monsanto





D | Campina



Torreense offers a complete gamut of surface coatings (patina and engobe) conceived to provide the best possible integration with your roofing or architectural project and the surrounding environment.

Coating availability may vary according to the tile (Lusa, Milénio, Marselha and Canudo) and chosen colour (Red, White and Brown). For more information, please contact our Sales Department or visit us at www.ceramicatorreense.pt

D | Serrana








Torreense coatings are available in 4 engobe types (A, B, C and D) at different rates.

D | Oceânica



www.ceramicatorreense.pt









GENERAL BOARD OF APPLIABLE NORMS AND TECHNICAL SPECIFICATIONS

NORM/FUNCTIONAL DEMAND	SPECIFICATION				
Physical and mechanical characteristics					
 NP EN 538	Flex resistance	1.200 N	Exceeds	Exceeds	Exceeds
 NP EN 539-1	Coef. of impermeability (Method 2 – Level 1)	Min. $\leq 0,85$ Average $\leq 0,80$	To standard	To standard	To standard
 NP EN 539-2	Resistance to frost (C Method)	50 Cycles	Exceeds	Exceeds	Exceeds
Geometrical characteristics					
 NP EN 1024	Coef. of planarity (%)	$\leq 1,5$	To standard	To standard	To standard
	Uniformity of cross-sectional profiles (mm)				
	Width at narrow end	-	-	-	-
	Width at broad end	-	-	-	-
	Rectilinearity (%)	$\leq 1,5$	To standard	To standard	To standard
	Dimensional stability				
	Length (%)	± 2	To standard	To standard	To standard
Width (%)	± 2	To standard	To standard	To standard	
SUMMARY OF TECHNICAL SPECIFICATIONS					
Weight ⁽¹⁾		3,800 Kg	3,350 Kg	3,800 Kg	
Lath spacing ⁽¹⁾		38,5 cm	38,0 cm	38,5 cm	
Length ⁽¹⁾		46,5 cm	45,5 cm	46,5 cm	
Width ⁽¹⁾		27,0 cm	26,5 cm	27,0 cm	
Width at narrow end ⁽¹⁾		-	-	-	
Width at broad end ⁽¹⁾		-	-	-	
Recommended overlap ⁽¹⁾		-	-	-	
Units per m ²		11,5	12	11,5	
Units per mini-parcel ⁽²⁾		-	6	-	
Units per pallet ⁽²⁾		290	300	300	
Weight per pallet		1.120 Kg	1.030 Kg	1.160 Kg	

(1) Average value. Due to the intrinsic characteristics of ceramic materials, slight variations of the average values may occur; on-site testing is advised.

(2) Amounts for standard parcels

OBSERVATION: values presented applicable only to tiles of natural colour; these can be changed without prior notice. For more information, please contact our Sales Department.

SPECIFICATION				SPECIFICATION			SPECIFICATION			
1.000 N	Exceeds	Exceeds	Exceeds	900 N	Exceeds	Exceeds	1.200 N	Exceeds	Exceeds	Exceeds
Min. $\leq 0,85$ Average $\leq 0,80$	To standard	To standard	To standard	Min. $\leq 0,85$ Average $\leq 0,80$	To standard	To standard	Min. $\leq 0,85$ Average $\leq 0,80$	To standard	To standard	To standard
50 Cycles	Exceeds	Exceeds	Exceeds	50 Cycles	Exceeds	Exceeds	50 Cycles	Exceeds	Exceeds	Exceeds
-	-	-	-	$\leq 1,5$	To standard	To standard	$\leq 1,5$	To standard	To standard	To standard
≤ 15	To standard	To standard	To standard	-	-	-	-	-	-	-
≤ 15	To standard	To standard	To standard	-	-	-	-	-	-	-
$\leq 1,5$	To standard	To standard	To standard	$\leq 1,5$	To standard	To standard	$\leq 1,5$	To standard	To standard	To standard
± 2	To standard	To standard	To standard	± 2	To standard	To standard	± 2	To standard	To standard	To standard
-	-	-	-	± 2	To standard	To standard	± 2	To standard	To standard	To standard
	1,850 Kg	1,750 Kg	1,850 Kg		3,450 Kg	3,450 Kg		3,400 Kg	3,000 Kg	3,400 Kg
	37,0 cm	37,0 cm	37,0 cm		38,7 cm	38,7 cm		35,5 cm	34,8 cm	35,5 cm
	45,7 cm	45,0 cm	45,3 cm		46,7 cm	46,7 cm		44,0 cm	43,5 cm	44,0 cm
	-	-	-		26,7 cm	26,7 cm		25,5 cm	25,0 cm	25,5 cm
	12,2 cm	12,0 cm	12,3 cm		-	-		-	-	-
	16,0 cm	15,0 cm	16,4 cm		-	-		-	-	-
	7 - 9 cm	7 - 9 cm	7 - 9 cm		-	-		-	-	-
	30	31	30		10,5	10,5		12,5	13	12,5
	10	10	10		6	6		8	8	8
	400	400	400		300	300		288	288	288
	760 Kg	720 Kg	760 Kg		1.100 Kg	1.100 Kg		1.000 Kg	880 Kg	1.000 Kg

Authentic experience in roof tile manufacturing since 1928 has produced the finest collection of portuguese roof tiles.

High quality clays and modern technology have combined with the expertise and creative vision of several generations of professionals to produce innovative and architecturally sound products.

Our products create a unique and attractive look for a roof. Let us share with you the rich beauty and durability of our natural products.



A unique and attractive look for your roof



05.2010



CERÂMICA TORREENSE DE MIGUEL PEREIRA SUCRS., LDA

Rua da Fábrica nº 1 | 2565-601 Outeiro da Cabeça | Torres Vedras | Portugal

Tel: +351 261 921 102 | Fax: +351 261 921 469 | e-mail: geral@ceramicatorreense.pt | www.ceramicatorreense.pt