

# Product Catalogue



**TORREENSE**  
— CERÂMICAS —

## INDEX

|           |    |
|-----------|----|
| Roofing   | 01 |
| Finishing | 15 |
| Masonry   | 19 |

The brand Torreense is a reference in the Portuguese Ceramic Industry, especially with its significant presence in the Structural Ceramics market.

We have kept true to the initial aim of providing quality ceramic solutions for construction since 1928 and this is why we have diversified our business over the last 80 years and currently offer a wide range of products.

- Roofing: roof tiles and roof accessories.
- Masonry: ceramic air bricks and jack-arch ceramic bricks.
- Terminaison: pavé et brique pavé extérieur.

Being made up of completely national capital, we possess 5 manufacturing units which annually transform 400,000 tonnes of clay into efficient, durable and economic products which are true to traditional preferences and open to new architectural trends.

In these pages you will get to know, in a structured and detailed manner, our range of products along with some useful technical information for professionals.

Some sections are in constant development and therefore we recommend frequent visits or that you join our update and news mailing list.

# SINCE 1928

ADDING VALUE TO YOUR CONSTRUCTIONS



ROOFING

## Natural Red



## White





## Brown



First the  
roof,  
then the roof tile.

Each roof has its own personality;  
we want to help you find the one  
that suits you best. Find your roof,  
leave the tiles to us.



## A | Rústica



## A | Rural



## A | Litoral



## A | Costa Brava



## B | Envelhecida



## B | Planalto



## C | Vicentina



## C | Monsanto





## D | Campina



Torreense offers a complete gamut of surface coatings (patina and engobe) conceived to provide the best possible integration with your roofing or architectural project and the surrounding environment.

Coating availability may vary according to the tile (Lusa, Milânio, Marselha and Canudo) and chosen colour (Red, White and Brown). For more information, please contact our Sales Department or visit us at [www.ceramicatorreense.pt](http://www.ceramicatorreense.pt)

## D | Serrana



Torreense coatings are available in 4 engobe types (A, B, C and D) at different rates.

## D | Oceânica



A unique and attractive look for your roof



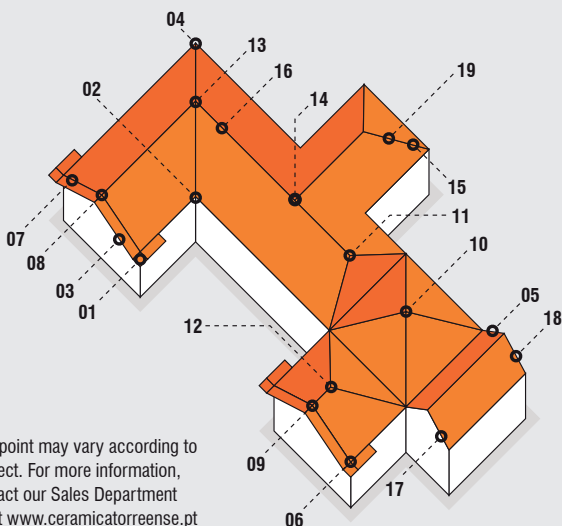
**REGISTERED MODEL**

National nº 204 | EC nº 000 391 826 - 0001



|                      |          |          |          |
|----------------------|----------|----------|----------|
| Batten spacing       | 35,5 cm  | 34,8 cm  | 35,5 cm  |
| Weight               | 3,400 Kg | 3,000 Kg | 3,400 Kg |
| Lenght               | 44,0 cm  | 43,5 cm  | 44,0 cm  |
| Width                | 25,5 cm  | 25,0 cm  | 25,5 cm  |
| Units/m <sup>2</sup> | 12,5     | 13       | 12,5     |

Average values. Due to the characteristics of ceramic materials, slight variations of average values may occur. On-site testing is recommended.



\* Application point may vary according to roofing project. For more information, please contact our Sales Department or visit us at [www.ceramicatorreense.pt](http://www.ceramicatorreense.pt)



## Eaves accessories



**Corner curved eaves**  
5 pieces (90° angle)  
• 01



**Internal corner curved eaves**  
5 pieces  
• 02



**Corner curved eaves**  
11 pieces (over 90° and up to 110° angles)  
• 01



**Under eaves**  
• 03



**Over eaves**  
• 03

## Roofing accessories



**Corner tile**  
• 04



**Polycarbonate roof tile**  
\*



**Double tile**  
• 05



**Ventilation tile**  
\*



**Eaves hip starter tile**  
left, large/medium  
• 06



**Eaves hip starter tile**  
right, large/medium  
• 07



**3-way gable apex**  
male, large/medium  
• 08



**3-way gable apex**  
female, large/medium  
• 09



**4-way gable apex**  
large/medium  
• 10



**3-way apex**  
male, large/medium  
• 11



**3-way apex**  
female, large/medium  
• 12



**L-shaped 3-way apex**  
large/medium  
• 13



**Ridge tile**  
left, large/medium  
\*



**Ridge tile**  
right, large/medium  
\*



**T-shaped 3-way apex**  
large/medium  
• 14



**Ridge starter tile**  
large/medium  
• 15



**Ridge tile**  
large/medium  
• 16



**Lateral under-ridge**  
left  
• 17



**Lateral under-ridge**  
right  
• 18

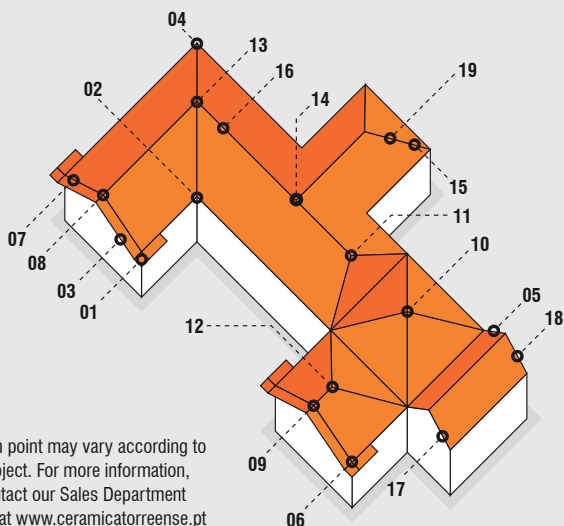


**Under-ridge wedge**  
• 19



|                      |          |          |          |
|----------------------|----------|----------|----------|
| Batten spacing       | 38,5 cm  | 38,0 cm  | 38,5 cm  |
| Weight               | 3,800 Kg | 3,350 Kg | 3,800 Kg |
| Lenght               | 46,5 cm  | 45,5 cm  | 46,5 cm  |
| Width                | 27,0 cm  | 26,5 cm  | 27,0 cm  |
| Units/m <sup>2</sup> | 11,5     | 12       | 11,5     |

Average values. Due to the characteristics of ceramic materials, slight variations of average values may occur. On-site testing is recommended.



\* Application point may vary according to roofing project. For more information, please contact our Sales Department or visit us at [www.ceramicatorreense.pt](http://www.ceramicatorreense.pt)

## Eaves accessories



**Corner curved eaves**  
5 pieces (90° angle)  
• 01



**Internal corner curved eaves**  
5 pieces  
• 02



**Corner curved eaves**  
11 pieces (over 90° and up to 110° angles)  
• 01



**Under eaves**  
• 03



**Over eaves**  
• 03

## Roofing accessories



**Corner tile**  
• 04



**Polycarbonate roof tile**  
\*



**Double tile**  
• 05



**Ventilation tile**  
\*



**Safety step tile with ventilation**  
\*



**Safety step tile**  
\*



**Eaves hip starter tile left, large/medium**  
• 06



**Eaves hip starter tile right, large/medium**  
• 07



**3-way gable apex male, large/medium**  
• 08



**3-way gable apex female, large/medium**  
• 09



**4-way gable apex large/medium**  
• 10



**3-way apex male, large/medium**  
• 11



**3-way apex female, large/medium**  
• 12



**L-shaped 3-way apex large/medium**  
• 13



**Ridge tile left, large/medium**  
\*



**Ridge tile right, large/medium**  
\*



**T-shaped 3-way apex large/medium**  
• 14



**Ridge starter tile large/medium**  
• 15



**Ridge tile large/medium**  
• 16



**Lateral under-ridge left**  
• 17



**Lateral under-ridge right**  
• 18

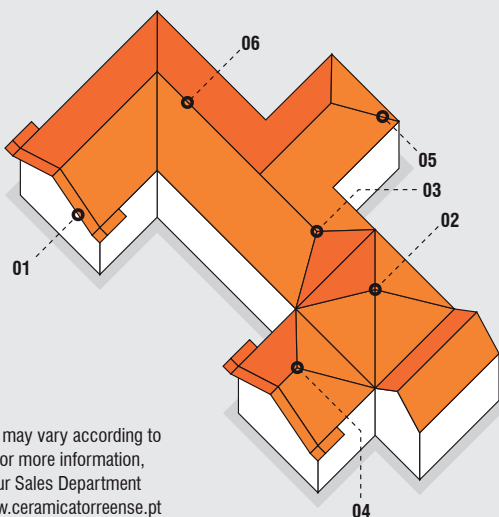


**Under-ridge wedge**  
• 19



|                      |          |          |
|----------------------|----------|----------|
| Batten spacing       | 38,7 cm  | 38,7 cm  |
| Weight               | 3,450 Kg | 3,450 Kg |
| Lenght               | 46,7 cm  | 46,7 cm  |
| Width                | 26,7 cm  | 26,7 cm  |
| Units/m <sup>2</sup> | 10,5     | 10,5     |

Average values. Due to the characteristics of ceramic materials, slight variations of average values may occur. On-site testing is recommended.



\* Application point may vary according to roofing project. For more information, please contact our Sales Department or visit us at [www.ceramicatorreense.pt](http://www.ceramicatorreense.pt)

## Eaves accessories



**Under eaves**  
• 01



**Over eaves**  
• 01

## Roofing accessories



**Polycarbonate roof tile**  
\*



**Ventilation tile**  
\*



**Safety step tile with ventilation**  
\*



**Safety step tile**  
\*



**4-way apex**  
• 02



**3-way apex male**  
• 03



**3-way apex female**  
• 04



**Ridge starter tile**  
• 05



**Ridge tile**  
• 06

A unique and attractive look  
for your roof



|                      |          |          |          |
|----------------------|----------|----------|----------|
| Batten spacing       | 37,0 cm  | 37,0 cm  | 37,0 cm  |
| Recommended overlap  | 7 - 9 cm | 7 - 9 cm | 7 - 9 cm |
| Weight               | 1,850 Kg | 1,750 Kg | 1,850 Kg |
| Lenght               | 45,7 cm  | 45,0 cm  | 45,3 cm  |
| Width of narrow part | 12,2 cm  | 12,0 cm  | 12,3 cm  |
| Width of wide part   | 16,0 cm  | 15,0 cm  | 16,4 cm  |
| Units/m <sup>2</sup> | 30       | 31       | 30       |

Average values. Due to the characteristics of ceramic materials, slight variations of average values may occur. On-site testing is recommended.



NP EN 538



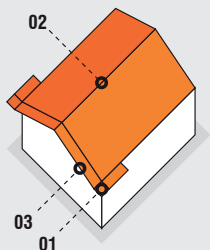
NP EN 539-1



NP EN 539-2



NP EN 1024



**SINCE 1928**  
 ADDING VALUE TO YOUR CONSTRUCTIONS

## Eaves accessories



**Corner curved eaves**

11 pieces (over 90° and up to 110° angles)

• 01



**Ridge tile**

• 02



**Under/over eaves**

• 03



## Decorative pieces

(for all tile types)



Pyramid (large)



Pyramid (small)



Pigeon



Arrow (large)



Arrow (small)

## Torreense advantages

### Mini-parcels

Superior transport safety and ease of use:

Torreense accessories are sold in pallets containing mini-parcels.



### Mini-pieces

For the small details:

mini-pieces are the best solution for your roof's decorative details.








Our products are manufactured in compliance with a centuries-old tradition.





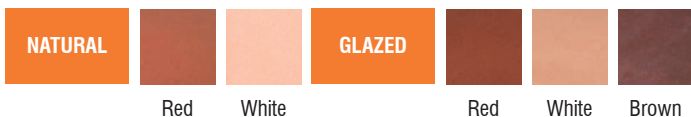
FINISHING

# Rustic Paving



Earth, water, fire.

100% natural product, manufactured with natural materials and the craftsmanship and wisdom of artisans, providing your paving with impressive and unique beauty.




# Rustic. Noble. Timeless.

## Paver



**Paver 30x30**



**Paver 25x25**



**Paver 20x20**



**Paver 15x15**



**Paver 10x10**



**Paver 07x07**



**Paver 15x30**



**Paver 20x30**



**Paver 30x10**




**Paver 20x10**



**Paver 30x30  
Stepped**



**Paver 25x25  
Stepped**



**Paver 15x30  
Stepped**

## Accessories



**Skirting-board  
23x05**



**Skirting-board  
23x07**



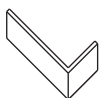
**Skirting-board  
30x07**



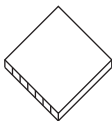
**Skirting-board  
30x10**



**Corner 23x11x03**



**Corner 23x11x07**

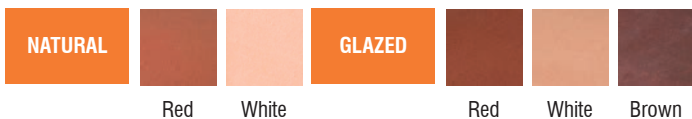


**Double Plaque  
20x20**

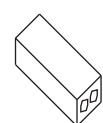
# Rustic Coating

## Raw bricks and fireplace bricks.

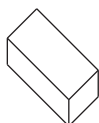
Torreense coating tiles provide added value to any construction work, as well as supplementary value hard to find in other construction materials: high resistance, thermo-acoustic, genuinely rustic and purely beautiful.



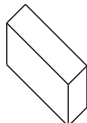
## Exposed, flat and pierced bricks



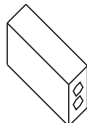
**Brick 23x07x09**  
Pierced exposed



**Brick 23x11x07**  
Flat exposed



**Brick 23x11x07**  
Flat exposed

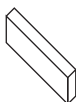


**Brick 23x11x07**  
Pierced exposed

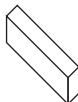
## Fireplace bricks



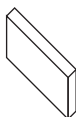
**Fireplace brick**  
14x07x04



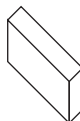
**Fireplace brick**  
23x07x03



**Fireplace brick**  
23x07x04



**Fireplace brick**  
23x11x03



**Fireplace brick**  
23x11x05



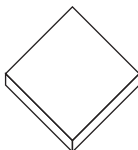
**Fireplace brick**  
23x11x07



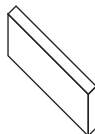
**Fireplace brick**  
23x05x03



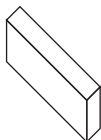
**Fireplace Brick**  
23x05x05



**Fireplace brick**  
25x25x03



**Fireplace brick**  
30x11x03



**Fireplace brick**  
30x11x05



**Fireplace brick**  
23x05x03  
Rounded top



**Fireplace brick**  
23x05x05  
Rounded top

Due to the characteristics of ceramic materials, slight variations in size and tonality may occur; these are normal and expectable due to the manufacture process. Given measures are merely indicative.





MASONRY



Torreense offers a full gamut of masonry products for walls and slabs: horizontal perforation tiles, solid and perforated tiles; masonry and fugue; vault tiling.

## Pierced bricks



Pierced brick  
30x20x07



Pierced brick  
30x20x09



Pierced brick  
30x20x11



Pierced brick  
30x20x15



Pierced brick  
30x20x22



Pierced brick  
30x15x07



Pierced brick  
40x20x07



Pierced brick  
45x20x07



Pierced brick  
45x20x09

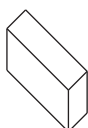


Pierced brick  
45x20x11

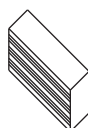


Pierced brick  
45x20x15

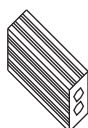
## Solid and pierced bricks



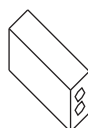
Solid brick  
23x11x07



Striped solid brick  
23x11x07



Striped pierced brick  
23x11x07



Pierced brick  
23x11x07

## Masonry



Masonry  
with fitting  
30x20x2.5



Masonry  
without fitting  
30x20x03



Masonry  
with fitting  
30x20x04



Masonry  
without fitting  
30x20x04



Holed 1 hole  
30x16x16



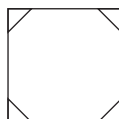
Holed 2 holes  
30x23x11



Holed chimney  
30x20x15



Holed chimney  
30x20x22



Holed chimney  
30x30x30



Holed chimney  
30x20x18

## Vaulted bricks




Vaulted brick 48x25x12



Vaulted brick 40x25x12



Vaulted brick 30x25x12




Vaulted brick 48x25x09



Vaulted brick 40x25x16



Vaulted brick 22x25x12



05.2010



**CERÂMICA TORREENSE, LDA**  
 Rua da Fábrica nº 1 | 2565-601 Outeiro da Cabeça  
 Torres Vedras - Portugal

**Tel: +351 261 921 102 | Fax: +351 261 921 469**  
**e-mail: geral@ceramicatorreense.pt**  
**www.ceramicatorreense.pt**